




How to Become a Nest Pro.

Have ten minutes to spare? Here are a few easy steps on how to sign up!

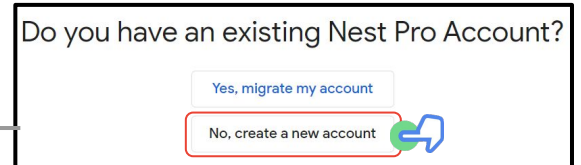


Nest Pro

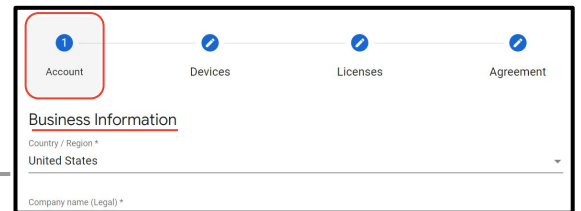
1 Visit g.co/nestpro Click **“Apply”** in the top right corner.



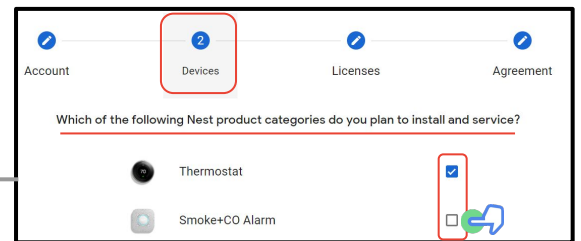
2 After selecting “Apply” on the next screen you will select **“No, create a new account”**



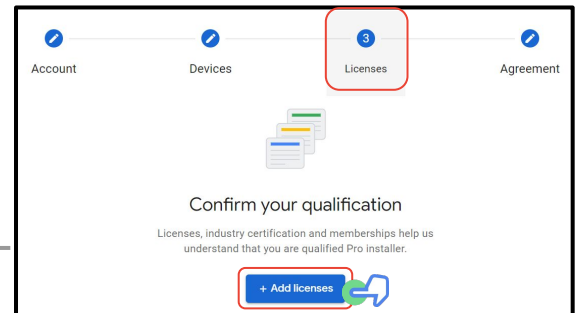
3 After selecting “create new account” complete questionnaire with business and contact information.



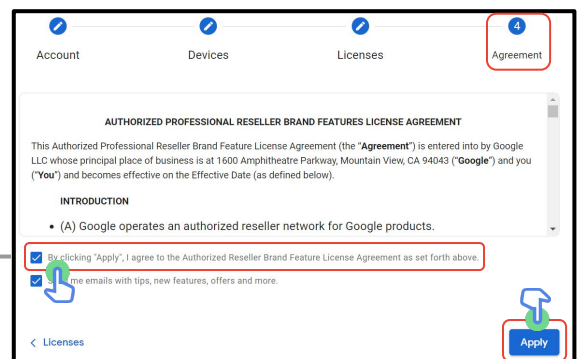
4 Complete Device questionnaire. Select check boxes next to all that apply.



5 Complete Licenses questionnaire with any relevant licenses. You will select **“+Add Licenses”** if applicable.



6 Review Agreement and agree to Terms and Conditions. Select **“Apply”** to submit your application.



7 After selecting “Apply” on the next screen, you should see a confirmation of your application submission. You're all set! You can expect to hear back from Google Nest within 5 business days. If you have any questions contact Nest VIP Support line at [855-847-6378](tel:855-847-6378)

